

Signify Classified - Internal
Cooper Lighting Solutions Photometric Lab
1121 Highway 74 South
Peachtree City, GA 30269



Scaled data based on original data using
LM-79-08 Approved Method: Electrical and Photometric Measurements of Solid-
State Lighting Products

Test Report Prepared for
Cooper Lighting Solutions
(formerly Eaton)

Brand: STREETWORKS

Report Number: P869910

Luminaire Tested: **MEM2-HTN-SA-90-830-U-T2U**

Issue Date: 08/21/2024



Test Information

Test Method: LM-79-08
Report Number: P869910
Test Lab: INNOVATION CENTER(G3)
Issue Date: 08/21/2024
Manufacturer: COOPER LIGHTING SOLUTIONS (FORMERLY EATON)
Product Line: STREETWORKS
Catalog Number: MEM2-HTN-SA-90-830-U-T2U
Description: EPIC MODERN TALL HOUSING DISCRETE LED ARRAYS 90W 80CRI 3000K
FIXTURE w/ TYPE II URBAN DISTRIBUTION OPTIC
Light Source: (20) 3000K CCT, 80 CRI LEDS
Ballast/Driver: ELECTRONIC DRIVER

Summary

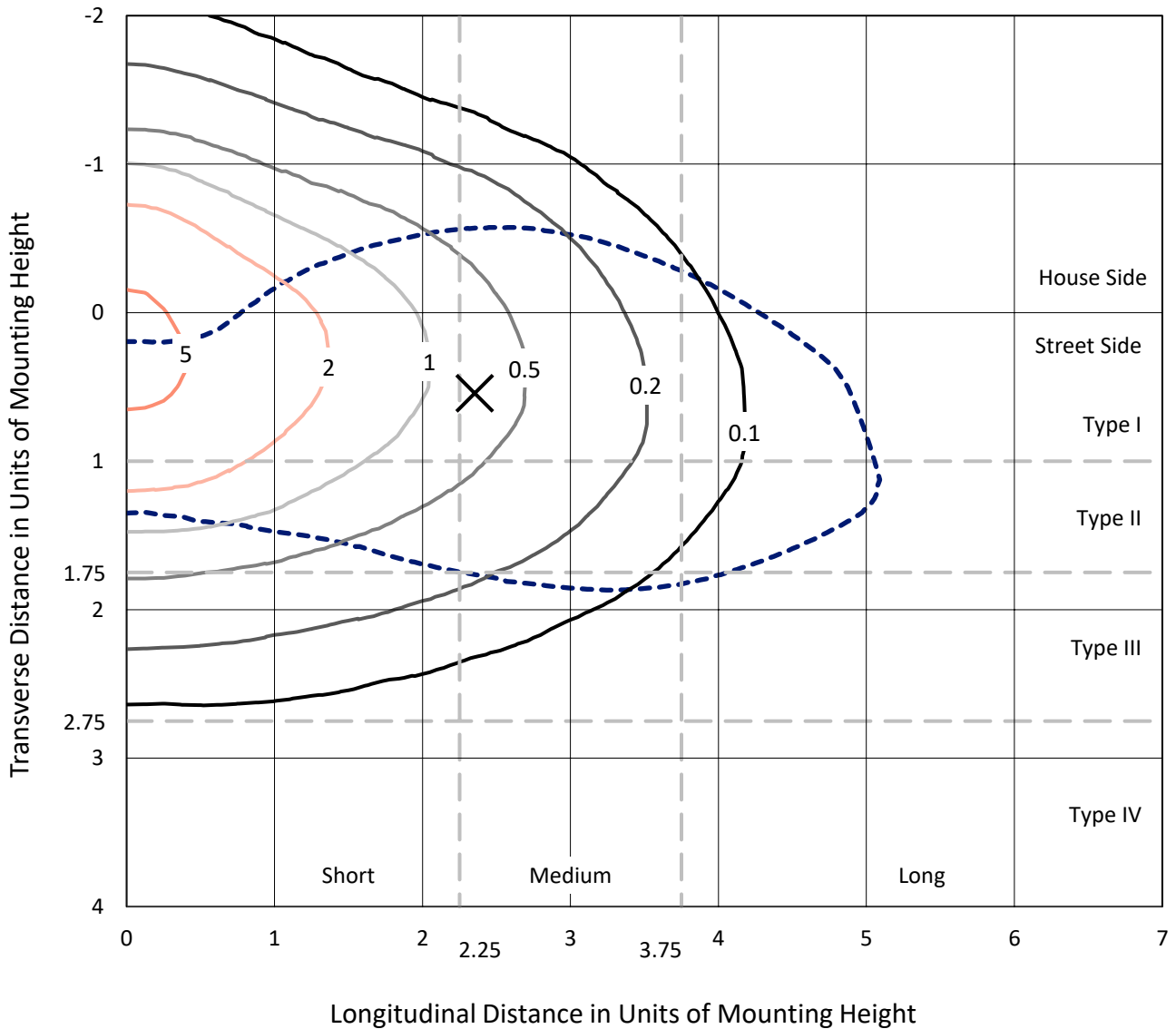
Lumens per Lamp: N/A
Luminaire Lumens: 11304 lumens
Efficiency: N/A
Efficacy: 125.6 lumens/watt
Luminous Opening: Rectangular (W 0.67' x L: 0.33' x H: 0')
IES Classification: Type III - Medium
BUG Rating: B3 - U0 - G3

Input Watts (W): 90
Input Voltage (V): 120
Input Current (A_{in}): NR
Voltage Rise (V): NR
Power Factor: 0.99
Total Harmonic Distortion (THDi): 6.20%
Frequency (hertz): 60
Stabilization Time: NR
Operation Time: NR
Ambient Temperature (°C): NR
Test Distance: 24 FT

REPORT NUMBER: P869910
 CATALOG NUMBER: MEM2-HTN-SA-90-830-U-T2U

Iso-Footcandle Lines of Horizontal Illumination

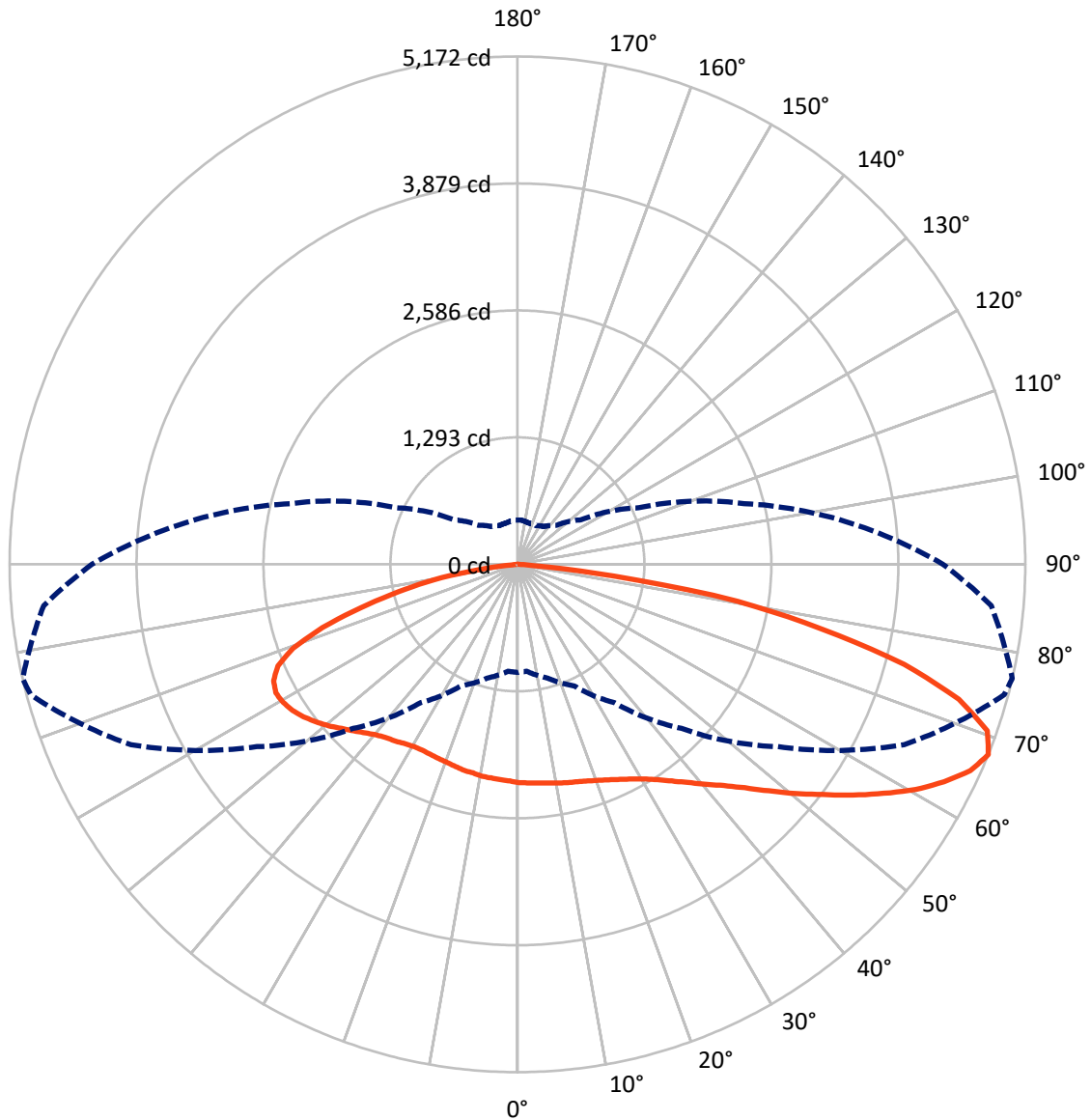
× Max cd
 - - - 1/2 Max cd



Based on 20 foot mounting height. Maximum calculated value = 6.1 fc
 Type III - Medium - N/A

REPORT NUMBER: P869910
CATALOG NUMBER: MEM2-HTN-SA-90-830-U-T2U

Luminous Intensity Polar Plot



— Vertical Plane Through 77-Deg Lateral - - - Horizontal Cone Through 67.5-Deg Vertical

REPORT NUMBER: P869910
 CATALOG NUMBER: MEM2-HTN-SA-90-830-U-T2U

FLUX DISTRIBUTION:

		Downward	Upward	Total
House Side	Lumens	3759.0	0.0	3759.0
	% Fixture	33.3	0.0	33.3
Street Side	Lumens	7545.0	0.0	7545.0
	% Fixture	66.7	0.0	66.7
Total	Lumens	11304.0	0.0	11304.0
	% Fixture	100.0	0.0	100.0

ZONAL LUMENS:

Zone	Lumens	% Fixture
0°-10°	213.6	1.9
10°-20°	647.8	5.7
20°-30°	1092.2	9.7
30°-40°	1549.9	13.7
40°-50°	1960.9	17.3
50°-60°	2148.1	19.0
60°-70°	2076.5	18.4
70°-80°	1396.6	12.4
80°-90°	218.2	1.9
90°-100°	0.0	0.0
100°-110°	0.0	0.0
110°-120°	0.0	0.0
120°-130°	0.0	0.0
130°-140°	0.0	0.0
140°-150°	0.0	0.0
150°-160°	0.0	0.0
160°-170°	0.0	0.0
170°-180°	0.0	0.0
0°-90°	11304.0	100.0
0°-180°	11304.0	100.0

Coefficient of Utilization



REPORT NUMBER: P869910

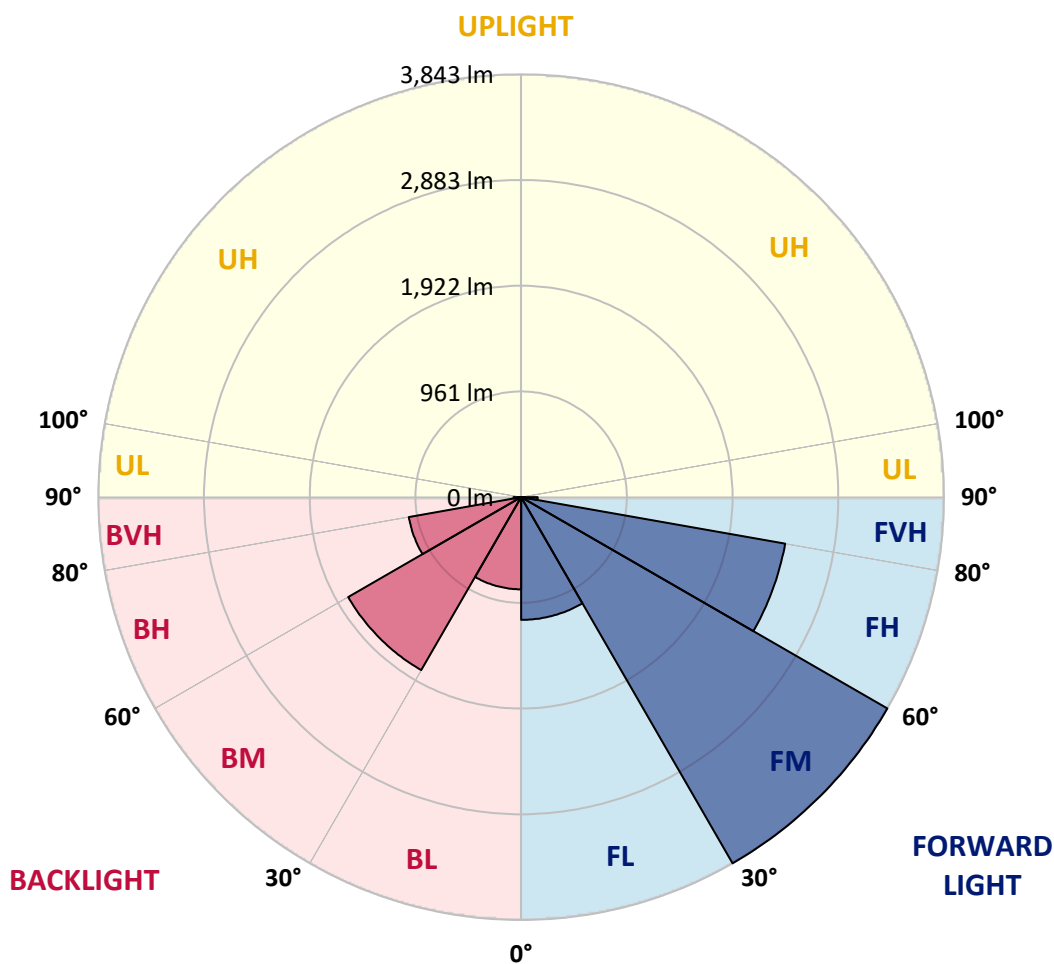
CATALOG NUMBER: MEM2-HTN-SA-90-830-U-T2U

LUMINAIRE CLASSIFICATION SYSTEM LUMEN TABLE AND BUG RATING:

Zone	Lumens	% Fixture	Zone Rating/Lumen Limit		
			B	U	G
FL (0°-30°)	1115.7	9.9			
FM (30°-60°)	3843.5	34.0			
FH (60°-80°)	2436.4	21.6			G2/5000
FVH (80°-90°)	149.4	1.3			G2/225
BL (0°-30°)	837.9	7.4	B2/1000		
BM (30°-60°)	1815.5	16.1	B2/2500		
BH (60°-80°)	1036.7	9.2	B3/2500		G3/2500
BVH (80°-90°)	68.8	0.6			G1/100
UL (90°-100°)	0.0	0.0		U0/0	
UH (100°-180°)	0.0	0.0		U0/0	

BUG Rating: B3-U0-G3

Type III Medium





REPORT NUMBER: P869910
 CATALOG NUMBER: MEM2-HTN-SA-90-830-U-T2U

CANDELA DISTRIBUTION (FULL):

	0°	5°	15°	25°	35°	45°	55°	65°	75°	77°	85°
0°	2222.5	2222.5	2222.5	2222.5	2222.5	2222.5	2222.5	2222.5	2222.5	2222.5	2222.5
2.5°	2271.7	2269.4	2258.3	2262.7	2249.3	2258.3	2244.8	2233.7	2231.4	2229.2	2231.4
5°	2343.2	2332.0	2320.9	2314.2	2303.0	2298.5	2276.2	2253.8	2240.4	2238.1	2233.7
7.5°	2426.0	2421.5	2405.8	2396.9	2365.6	2349.9	2318.6	2278.4	2258.3	2249.3	2238.1
10°	2510.9	2522.1	2502.0	2484.1	2448.3	2414.8	2361.1	2309.7	2269.4	2265.0	2240.4
12.5°	2616.0	2613.8	2600.4	2569.1	2526.6	2479.6	2414.8	2343.2	2289.6	2280.6	2244.8
15°	2709.9	2707.7	2689.8	2660.7	2604.8	2546.7	2459.5	2376.8	2309.7	2296.3	2253.8
17.5°	2797.1	2792.6	2781.5	2750.2	2680.8	2609.3	2524.3	2414.8	2334.3	2318.6	2260.5
20°	2873.1	2877.6	2864.2	2832.9	2768.0	2692.0	2584.7	2464.0	2365.6	2347.7	2280.6
22.5°	2955.9	2958.1	2951.4	2940.2	2857.5	2777.0	2660.7	2519.9	2401.4	2383.5	2303.0
25°	3043.1	3045.3	3049.8	3043.1	2949.2	2862.0	2739.0	2589.2	2450.6	2426.0	2334.3
27.5°	3143.7	3145.9	3154.9	3141.4	3040.8	2949.2	2826.2	2663.0	2502.0	2475.1	2361.1
30°	3257.7	3266.7	3259.9	3255.5	3139.2	3049.8	2913.4	2739.0	2569.1	2535.5	2408.1
32.5°	3394.1	3391.9	3378.5	3365.0	3246.5	3152.6	3011.8	2837.4	2651.8	2613.8	2484.1
35°	3492.5	3492.5	3472.4	3465.7	3356.1	3257.7	3119.1	2946.9	2745.7	2709.9	2564.6
37.5°	3552.9	3561.8	3546.1	3550.6	3445.5	3353.9	3226.4	3058.7	2848.5	2817.2	2663.0
40°	3575.2	3597.6	3611.0	3628.9	3523.8	3445.5	3340.4	3179.5	2980.5	2944.7	2781.5
42.5°	3579.7	3613.2	3660.2	3698.2	3579.7	3514.8	3450.0	3302.4	3110.1	3078.8	2911.1
45°	3557.3	3541.7	3655.7	3660.2	3611.0	3570.7	3546.1	3450.0	3298.0	3246.5	3072.1
47.5°	3387.4	3369.5	3400.8	3543.9	3573.0	3595.3	3644.5	3622.2	3485.8	3445.5	3257.7
50°	3112.4	3103.4	3228.6	3382.9	3479.1	3593.1	3725.0	3787.6	3693.7	3669.1	3492.5
52.5°	2658.5	2633.9	2888.8	3188.4	3356.1	3570.7	3780.9	3957.6	3928.5	3892.7	3693.7
55°	2370.1	2370.1	2542.2	2915.6	3199.6	3490.2	3816.7	4136.4	4187.8	4147.6	3924.0
57.5°	2061.5	2086.1	2265.0	2522.1	2973.8	3342.7	3812.2	4286.2	4438.3	4400.3	4167.7
60°	1797.7	1817.8	1920.6	2180.0	2707.7	3148.2	3763.0	4409.2	4670.8	4657.4	4382.4
62.5°	1529.4	1554.0	1636.7	1880.4	2356.6	2924.6	3660.2	4476.3	4889.9	4876.5	4599.3
65°	1314.7	1316.9	1399.7	1603.1	2005.6	2654.0	3479.1	4462.9	5059.9	5068.8	4782.6
67.5°	1100.1	1093.4	1200.7	1366.1	1719.4	2363.4	3237.6	4344.4	5131.4	5171.6	4843.0
70°	809.4	818.3	968.1	1151.5	1453.3	2028.0	2900.0	4114.1	5015.1	5077.7	4704.3
72.5°	608.2	626.1	771.4	961.4	1214.1	1692.6	2531.0	3713.8	4690.9	4699.9	4281.8
75°	494.1	498.6	628.3	798.2	995.0	1357.2	2032.4	3101.2	3966.5	4069.3	3637.8
77.5°	420.4	415.9	478.5	643.9	802.7	1084.4	1531.6	2358.9	3114.6	3161.6	2848.5
80°	357.7	355.5	377.9	521.0	628.3	773.6	1048.6	1643.4	2222.5	2273.9	2023.5
82.5°	187.8	201.2	196.8	322.0	355.5	406.9	503.1	746.8	970.4	983.8	930.1
85°	8.9	8.9	8.9	13.4	22.4	35.8	69.3	69.3	76.0	145.3	165.5
87.5°	2.2	2.2	4.5	4.5	4.5	6.7	6.7	8.9	8.9	8.9	8.9
90°	0.0	0.0	0.0	0.0	0.0	0.0	0.0	0.0	0.0	0.0	0.0



REPORT NUMBER: P869910
 CATALOG NUMBER: MEM2-HTN-SA-90-830-U-T2U

CANDELA DISTRIBUTION (continued):

	90°	95°	105°	115°	125°	135°	145°	155°	165°	175°	180°
0°	2222.5	2222.5	2222.5	2222.5	2222.5	2222.5	2222.5	2222.5	2222.5	2222.5	2222.5
2.5°	2227.0	2218.0	2204.6	2206.8	2204.6	2204.6	2193.4	2184.5	2182.2	2186.7	2195.7
5°	2229.2	2215.8	2195.7	2189.0	2182.2	2177.8	2159.9	2146.5	2139.8	2144.2	2146.5
7.5°	2229.2	2209.1	2186.7	2173.3	2155.4	2142.0	2121.9	2104.0	2095.0	2097.3	2101.8
10°	2224.7	2202.4	2184.5	2157.6	2128.6	2112.9	2081.6	2059.3	2048.1	2050.3	2039.1
12.5°	2224.7	2200.1	2164.4	2139.8	2099.5	2066.0	2041.4	2016.8	2007.8	1998.9	1994.4
15°	2227.0	2195.7	2159.9	2108.5	2061.5	2025.7	1994.4	1978.8	1965.4	1960.9	1963.1
17.5°	2227.0	2195.7	2142.0	2081.6	2028.0	1983.2	1956.4	1938.5	1934.1	1929.6	1929.6
20°	2238.1	2197.9	2126.3	2054.8	1987.7	1940.8	1916.2	1905.0	1905.0	1898.3	1898.3
22.5°	2256.0	2202.4	2117.4	2032.4	1954.2	1902.8	1875.9	1862.5	1869.2	1864.7	1862.5
25°	2276.2	2218.0	2106.2	2001.1	1909.5	1855.8	1829.0	1820.0	1817.8	1806.6	1822.3
27.5°	2291.8	2229.2	2099.5	1969.8	1869.2	1806.6	1773.1	1757.4	1746.2	1750.7	1746.2
30°	2334.3	2260.5	2101.8	1943.0	1824.5	1748.5	1708.2	1690.3	1685.9	1685.9	1685.9
32.5°	2392.4	2300.7	2117.4	1931.8	1782.0	1692.6	1643.4	1625.5	1621.0	1612.1	1616.6
35°	2466.2	2361.1	2142.0	1913.9	1748.5	1627.7	1574.1	1549.5	1542.8	1533.8	1533.8
37.5°	2548.9	2421.5	2159.9	1905.0	1703.8	1560.7	1500.3	1469.0	1464.5	1455.6	1460.0
40°	2654.0	2504.2	2189.0	1887.1	1652.3	1500.3	1419.8	1368.4	1379.6	1384.0	1393.0
42.5°	2772.5	2609.3	2233.7	1869.2	1612.1	1437.7	1319.2	1267.8	1281.2	1276.7	1285.6
45°	2933.5	2732.3	2289.6	1862.5	1562.9	1361.7	1216.3	1158.2	1153.7	1147.0	1151.5
47.5°	3101.2	2879.8	2343.2	1849.1	1509.2	1267.8	1100.1	1026.3	1008.4	999.4	990.5
50°	3275.6	3027.4	2405.8	1840.1	1437.7	1162.7	983.8	898.8	865.3	854.1	842.9
52.5°	3472.4	3186.2	2459.5	1817.8	1359.4	1053.1	878.7	782.6	744.6	722.2	724.4
55°	3680.3	3331.5	2508.7	1791.0	1270.0	950.3	773.6	693.1	655.1	648.4	648.4
57.5°	3872.6	3481.3	2544.5	1744.0	1180.6	849.6	686.4	617.1	599.2	608.2	608.2
60°	4069.3	3602.0	2562.3	1692.6	1088.9	764.7	626.1	570.2	561.2	579.1	581.3
62.5°	4228.1	3698.2	2557.9	1621.0	988.3	690.9	567.9	523.2	527.7	559.0	565.7
65°	4342.1	3745.1	2502.0	1513.7	892.1	626.1	516.5	474.0	474.0	496.4	503.1
67.5°	4333.2	3684.8	2390.2	1363.9	789.3	561.2	469.5	436.0	436.0	451.7	449.4
70°	4149.8	3476.8	2177.8	1182.8	688.7	505.3	429.3	404.7	402.5	409.2	406.9
72.5°	3709.4	3054.2	1846.9	977.1	594.8	449.4	389.0	366.7	362.2	353.3	346.6
75°	3061.0	2508.7	1442.2	778.1	503.1	395.8	351.0	330.9	313.0	324.2	317.5
77.5°	2374.5	1925.1	1073.2	603.7	409.2	344.3	313.0	290.7	286.2	326.4	313.0
80°	1732.8	1330.4	758.0	431.5	317.5	279.5	261.6	243.7	308.6	413.6	411.4
82.5°	769.2	641.7	346.6	205.7	147.6	123.0	102.9	116.3	194.5	190.1	196.8
85°	69.3	71.5	38.0	24.6	15.7	13.4	8.9	8.9	6.7	6.7	6.7
87.5°	8.9	8.9	6.7	6.7	4.5	4.5	4.5	4.5	2.2	2.2	2.2
90°	0.0	0.0	0.0	0.0	0.0	0.0	0.0	0.0	0.0	0.0	0.0

Cooper Lighting Solutions Photometric Lab
1121 Highway 74 South
Peachtree City, GA 30269



LM-79-2019: Approved Method: Electrical and Photometric Measurements of Solid-State Lighting Products

Report Prepared for

Cooper Lighting Solutions

Streetworks

Report Number: SP1-2407-157-7

Test Date: 09/05/2024

Luminaire Tested: MEM2-HTN-SA-30-830-U-5WQ

Data in this report applies to families of products including MEM2-HTN-SA-30-830-U-5WQ

Test Information

Test Method: LM-79-2019
 Report Number: SP1-2407-157-7
 Test Lab: COOPER LIGHTING SOLUTIONS
 Photometer: SP1 - 76IN SPHERE
 Measurement Geometry: 4π
 Issue Date: 09/05/2024
 Manufacturer: COOPER LIGHTING SOLUTIONS
 Product Line: Streetworks
 Catalog Number: **MEM2-HTN-SA-30-830-U-5WQ**
 Description: Epic Modern Light Square 30W 5WQ Optic

Spectral Parameters

CCT (K): 3126
 CIE u': 0.2465
 CIE v': 0.5182
 Duv: -0.0004
 CIE x: 0.4277
 CIE y: 0.3997
 CIE z: 0.1727
 Peak Wavelength (nm): 601
 Dominant Wavelength (nm): 582
 Purity: 48.31913
 Rf: 84.4
 Rg: 94.7

CRI (Ra):	82.6		
R1:	81.4	R9:	5.1
R2:	92.2	R10:	82.2
R3:	94.9	R11:	79.8
R4:	80.1	R12:	70.4
R5:	81.8	R13:	84.2
R6:	90.5	R14:	97.9
R7:	81.8	R15:	73.6
R8:	58.0		



Test Conditions

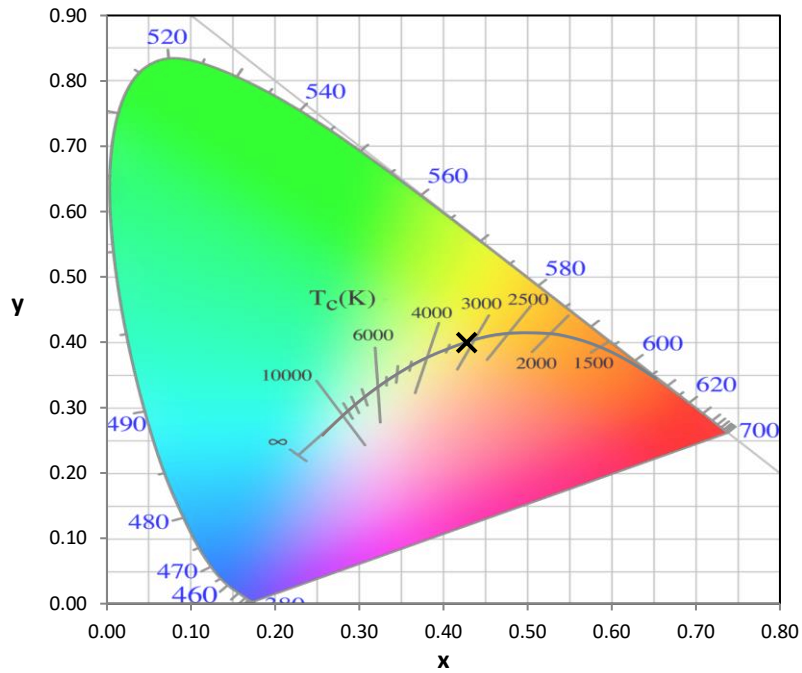
Stabilization Time: 22M
 Operation Time: 1H 22M
 Sphere Temperature (°C): 24.3

REPORT NUMBER: SP1-2407-157-7

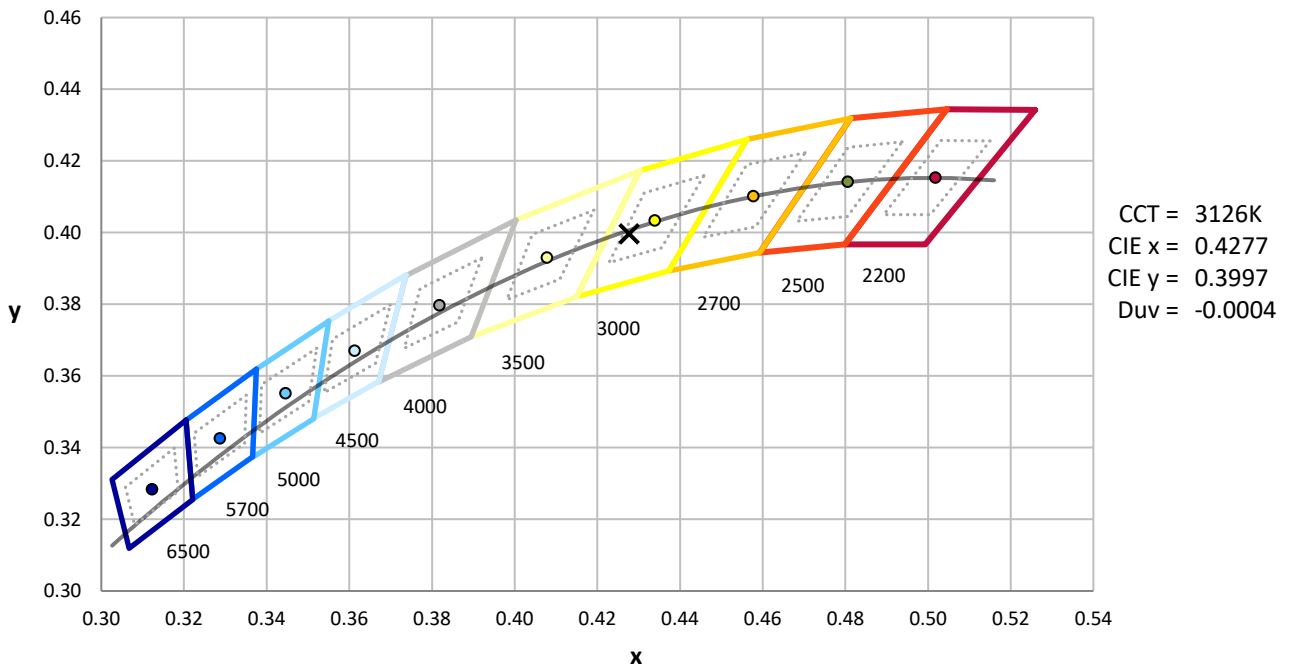
Measurement and Test Equipment			
Instrument	Identification Number	Calibration Date	Calibration Due Date
Photometer	IN0058	6/18/2024	12/18/2024
Power Meter	INXT2011004	2/8/2024	2/8/2025
AC Power Source	IN0063	10/24/2023	10/24/2024
DC Power Source	IN0208	10/24/2023	10/24/2024
Sphere Thermometer	IN0085	10/24/2023	10/24/2024
Room Thermometer	IN0046	10/24/2023	10/24/2024

REPORT NUMBER: SP1-2407-157-7

CIE 1931 Chromaticity Diagram



CIE 1931 Chromaticity Diagram with 2017 ANSI 7-Step and 4-Step Quadrangles



CCT = 3126K
 CIE x = 0.4277
 CIE y = 0.3997
 Duv = -0.0004

Point lies inside the ANSI 3000K 4-step quadrangle

REPORT NUMBER: SP1-2407-157-7

Photopic Flux vs. Wavelength



Photopic Lumens: NR

λ (nm)	Power W [^] /nm	Lumens (ϕ /nm)	λ (nm)	Power W [^] /nm	Lumens (ϕ /nm)	λ (nm)	Power W [^] /nm	Lumens (ϕ /nm)	λ (nm)	Power W [^] /nm	Lumens (ϕ /nm)	λ (nm)	Power W [^] /nm	Lumens (ϕ /nm)
360	0	NR	490	258	NR	620	908	NR	750	26	NR	880	1	NR
365	0	NR	495	297	NR	625	857	NR	755	22	NR	885	0	NR
370	0	NR	500	345	NR	630	801	NR	760	19	NR	890	0	NR
375	0	NR	505	391	NR	635	738	NR	765	16	NR	895	0	NR
380	0	NR	510	426	NR	640	675	NR	770	14	NR	900	0	NR
385	0	NR	515	456	NR	645	610	NR	775	12	NR	905	0	NR
390	0	NR	520	480	NR	650	547	NR	780	10	NR	910	0	NR
395	0	NR	525	500	NR	655	488	NR	785	9	NR	915	0	NR
400	0	NR	530	517	NR	660	429	NR	790	7	NR	920	0	NR
405	2	NR	535	538	NR	665	378	NR	795	6	NR	925	0	NR
410	4	NR	540	558	NR	670	328	NR	800	5	NR	930	0	NR
415	9	NR	545	584	NR	675	285	NR	805	5	NR	935	0	NR
420	16	NR	550	611	NR	680	247	NR	810	4	NR	940	0	NR
425	31	NR	555	646	NR	685	212	NR	815	3	NR	945	0	NR
430	56	NR	560	687	NR	690	183	NR	820	3	NR	950	0	NR
435	101	NR	565	731	NR	695	156	NR	825	3	NR	955	0	NR
440	178	NR	570	780	NR	700	133	NR	830	2	NR	960	0	NR
445	323	NR	575	832	NR	705	114	NR	835	2	NR	965	0	NR
450	566	NR	580	883	NR	710	96	NR	840	2	NR	970	0	NR
455	645	NR	585	927	NR	715	82	NR	845	1	NR	975	0	NR
460	457	NR	590	963	NR	720	70	NR	850	1	NR	980	0	NR
465	365	NR	595	985	NR	725	59	NR	855	1	NR	985	0	NR
470	317	NR	600	998	NR	730	50	NR	860	1	NR	990	0	NR
475	244	NR	605	994	NR	735	43	NR	865	1	NR	995	0	NR
480	218	NR	610	978	NR	740	36	NR	870	1	NR	1000	0	NR
485	233	NR	615	947	NR	745	31	NR	875	1	NR			

REPORT NUMBER: SP1-2407-157-7

Scotopic Flux vs. Wavelength



Scotopic Lumens: NR S/P: 1.42

λ (nm)	Power W [^] /nm	Lumens (φ/nm)	λ (nm)	Power W [^] /nm	Lumens (φ/nm)	λ (nm)	Power W [^] /nm	Lumens (φ/nm)	λ (nm)	Power W [^] /nm	Lumens (φ/nm)	λ (nm)	Power W [^] /nm	Lumens (φ/nm)
360	0	NR	490	258	NR	620	908	NR	750	26	NR	880	1	NR
365	0	NR	495	297	NR	625	857	NR	755	22	NR	885	0	NR
370	0	NR	500	345	NR	630	801	NR	760	19	NR	890	0	NR
375	0	NR	505	391	NR	635	738	NR	765	16	NR	895	0	NR
380	0	NR	510	426	NR	640	675	NR	770	14	NR	900	0	NR
385	0	NR	515	456	NR	645	610	NR	775	12	NR	905	0	NR
390	0	NR	520	480	NR	650	547	NR	780	10	NR	910	0	NR
395	0	NR	525	500	NR	655	488	NR	785	9	NR	915	0	NR
400	0	NR	530	517	NR	660	429	NR	790	7	NR	920	0	NR
405	2	NR	535	538	NR	665	378	NR	795	6	NR	925	0	NR
410	4	NR	540	558	NR	670	328	NR	800	5	NR	930	0	NR
415	9	NR	545	584	NR	675	285	NR	805	5	NR	935	0	NR
420	16	NR	550	611	NR	680	247	NR	810	4	NR	940	0	NR
425	31	NR	555	646	NR	685	212	NR	815	3	NR	945	0	NR
430	56	NR	560	687	NR	690	183	NR	820	3	NR	950	0	NR
435	101	NR	565	731	NR	695	156	NR	825	3	NR	955	0	NR
440	178	NR	570	780	NR	700	133	NR	830	2	NR	960	0	NR
445	323	NR	575	832	NR	705	114	NR	835	2	NR	965	0	NR
450	566	NR	580	883	NR	710	96	NR	840	2	NR	970	0	NR
455	645	NR	585	927	NR	715	82	NR	845	1	NR	975	0	NR
460	457	NR	590	963	NR	720	70	NR	850	1	NR	980	0	NR
465	365	NR	595	985	NR	725	59	NR	855	1	NR	985	0	NR
470	317	NR	600	998	NR	730	50	NR	860	1	NR	990	0	NR
475	244	NR	605	994	NR	735	43	NR	865	1	NR	995	0	NR
480	218	NR	610	978	NR	740	36	NR	870	1	NR	1000	0	NR
485	233	NR	615	947	NR	745	31	NR	875	1	NR			

REPORT NUMBER: SP1-2407-157-7

Melanopic Flux vs. Wavelength



Melanopic Lumens: NR

M/P: 2.79

λ (nm)	Power W [^] /nm	Lumens (φ/nm)	λ (nm)	Power W [^] /nm	Lumens (φ/nm)	λ (nm)	Power W [^] /nm	Lumens (φ/nm)	λ (nm)	Power W [^] /nm	Lumens (φ/nm)	λ (nm)	Power W [^] /nm	Lumens (φ/nm)
360	0	NR	490	258	NR	620	908	NR	750	26	NR	880	1	NR
365	0	NR	495	297	NR	625	857	NR	755	22	NR	885	0	NR
370	0	NR	500	345	NR	630	801	NR	760	19	NR	890	0	NR
375	0	NR	505	391	NR	635	738	NR	765	16	NR	895	0	NR
380	0	NR	510	426	NR	640	675	NR	770	14	NR	900	0	NR
385	0	NR	515	456	NR	645	610	NR	775	12	NR	905	0	NR
390	0	NR	520	480	NR	650	547	NR	780	10	NR	910	0	NR
395	0	NR	525	500	NR	655	488	NR	785	9	NR	915	0	NR
400	0	NR	530	517	NR	660	429	NR	790	7	NR	920	0	NR
405	2	NR	535	538	NR	665	378	NR	795	6	NR	925	0	NR
410	4	NR	540	558	NR	670	328	NR	800	5	NR	930	0	NR
415	9	NR	545	584	NR	675	285	NR	805	5	NR	935	0	NR
420	16	NR	550	611	NR	680	247	NR	810	4	NR	940	0	NR
425	31	NR	555	646	NR	685	212	NR	815	3	NR	945	0	NR
430	56	NR	560	687	NR	690	183	NR	820	3	NR	950	0	NR
435	101	NR	565	731	NR	695	156	NR	825	3	NR	955	0	NR
440	178	NR	570	780	NR	700	133	NR	830	2	NR	960	0	NR
445	323	NR	575	832	NR	705	114	NR	835	2	NR	965	0	NR
450	566	NR	580	883	NR	710	96	NR	840	2	NR	970	0	NR
455	645	NR	585	927	NR	715	82	NR	845	1	NR	975	0	NR
460	457	NR	590	963	NR	720	70	NR	850	1	NR	980	0	NR
465	365	NR	595	985	NR	725	59	NR	855	1	NR	985	0	NR
470	317	NR	600	998	NR	730	50	NR	860	1	NR	990	0	NR
475	244	NR	605	994	NR	735	43	NR	865	1	NR	995	0	NR
480	218	NR	610	978	NR	740	36	NR	870	1	NR	1000	0	NR
485	233	NR	615	947	NR	745	31	NR	875	1	NR			

Summary

$R_f = 84.4$
 $R_g = 94.7$
 $CIE R_a = 82.6$
 $R_9 = 5.1$

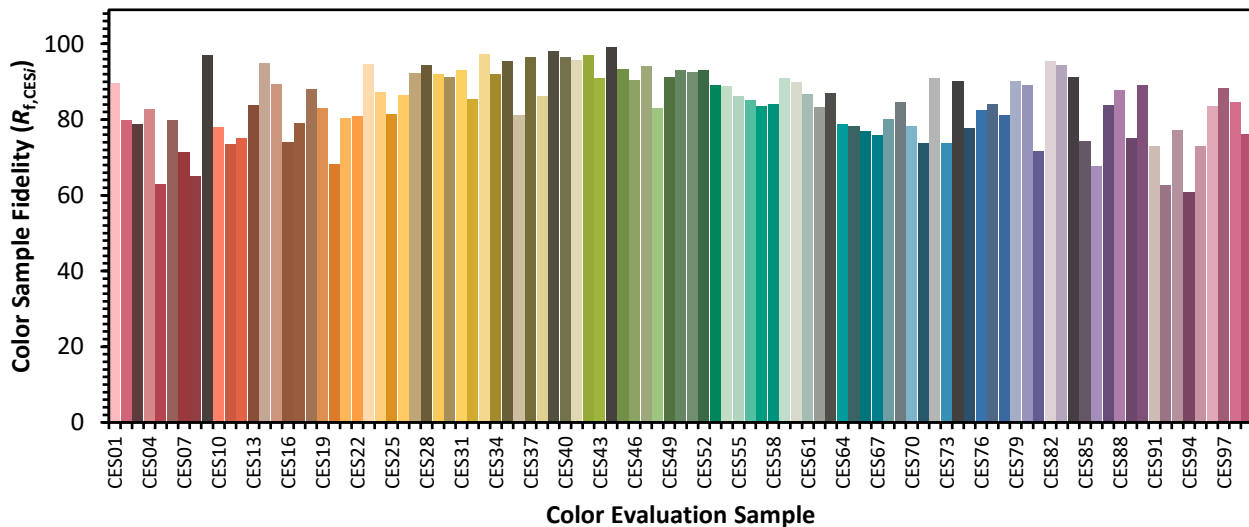


Color Vector Graphics



Individual Sample Fidelity Index ($R_{f,i}$)

CES01 = 86	CES26 = 86	CES51 = 93	CES76 = 82
CES02 = 63	CES27 = 92	CES52 = 93	CES77 = 84
CES03 = 31	CES28 = 94	CES53 = 89	CES78 = 81
CES04 = 70	CES29 = 92	CES54 = 89	CES79 = 90
CES05 = 49	CES30 = 91	CES55 = 86	CES80 = 89
CES06 = 51	CES31 = 93	CES56 = 85	CES81 = 72
CES07 = 42	CES32 = 85	CES57 = 83	CES82 = 95
CES08 = 41	CES33 = 97	CES58 = 84	CES83 = 94
CES09 = 29	CES34 = 92	CES59 = 91	CES84 = 91
CES10 = 76	CES35 = 96	CES60 = 90	CES85 = 74
CES11 = 59	CES36 = 81	CES61 = 87	CES86 = 68
CES12 = 65	CES37 = 96	CES62 = 83	CES87 = 84
CES13 = 43	CES38 = 86	CES63 = 87	CES88 = 88
CES14 = 74	CES39 = 98	CES64 = 79	CES89 = 75
CES15 = 71	CES40 = 96	CES65 = 78	CES90 = 89
CES16 = 47	CES41 = 96	CES66 = 77	CES91 = 73
CES17 = 50	CES42 = 97	CES67 = 76	CES92 = 63
CES18 = 56	CES43 = 91	CES68 = 80	CES93 = 77
CES19 = 72	CES44 = 99	CES69 = 85	CES94 = 61
CES20 = 66	CES45 = 93	CES70 = 78	CES95 = 73
CES21 = 87	CES46 = 90	CES71 = 74	CES96 = 84
CES22 = 79	CES47 = 94	CES72 = 91	CES97 = 88
CES23 = 92	CES48 = 83	CES73 = 74	CES98 = 85
CES24 = 91	CES49 = 91	CES74 = 90	CES99 = 76
CES25 = 72	CES50 = 93	CES75 = 78	



Color Rendition by Hue-Angle Bin



Measure Comparisons



(END OF REPORT)